

# ComColor FT Series



Ultra High-Speed  
Full-Color Inkjet Printers



A feature-rich lineup for  
**NATURE-  
FRIENDLY,**

**ULTRA-FAST**  
full-color printing

High environmental performance, high efficiency

# Where environmental friendliness

## Cleaner and Friendlier

RISO's environmental ethos is—and always has been—to design and develop products that exert the smallest possible impact on the environment throughout their lifecycles.

### Low energy consumption

- Operates on standard power
- Does not generate heat like toner printers

**360w**  
(During printing)

### Virtually no harmful emissions

- Low volumes of VOCs\*
- No toner particle emissions

**Generates virtually  
no ozone**

### Low resource consumption

- High-durability design means few replacement parts
- Inkjet printers do not require consumables (drum, fuser unit, etc.) like toner printers

**Less waste**

### Low TEC\*\* value

- Low energy consumption even during continuous high-speed printing
- Energy efficiency vastly superior to other printers operating at same speed

**1.75kWh/week**



**ComColor**  
FT Series



### ENERGY STAR®

US-based voluntary program promoting energy efficiency. Strict energy-saving criteria must be satisfied to earn certification.

\*VOCs: Volatile organic compounds.

\*\*TEC value: Typical Electricity Consumption. This value represents electricity consumed in one week, and is based on the international ENERGY STAR standard. The TEC value is the value published on the ENERGY STAR website.

Values on these pages are specifications of the ComColor FT5430.

# and productivity unite.

## Smarter and Faster

Enjoy enhanced time efficiency, optimized TCO, and consistently high quality that only RISO can deliver.



<b>High speed, high productivity</b> <ul style="list-style-type: none"><li>• First print time of less than 5 seconds</li><li>• 1,000 sheets in only 7 minutes</li></ul>	<b>140ppm</b> (A4LEF)
<b>High reliability</b> <ul style="list-style-type: none"><li>• Simple inkjet mechanism is durable and requires few replacement parts</li><li>• Low maintenance</li></ul>	<b>Less downtime</b>
<b>High usability</b> <ul style="list-style-type: none"><li>• Intuitively designed user interface</li><li>• 90-degree tilt panel for easy viewing</li></ul>	<b>Simple operation</b>



**EPEAT Gold**  
EPEAT is a US-based rating system. EPEAT Gold is the highest of three levels of sustainable performance.

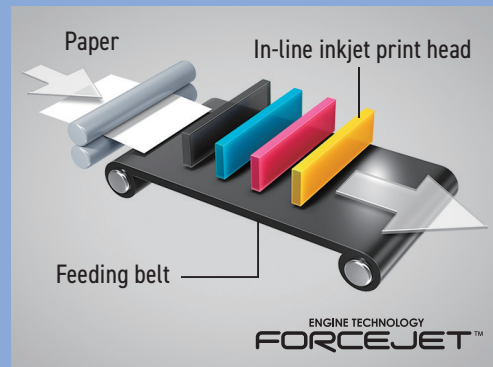


**ECO MARK**  
Japan-based environmental certification awarded to products featuring low environmental loading throughout the product lifecycle. This can only be acquired by Japan models.

# Lower and Higher

## Heatless printing process

RISO's proprietary technology features in-line Piezo inkjet print heads which make possible single-pass full-color printing without generating heat.



## Stationary print heads

Stationary print heads make possible stable, high-quality printing even at high speeds. And the simple paper feed mechanism enables printing on various types of paper.

## Reduces energy, emissions

RISO inkjet printers do not generate heat during printing, nor do they generate ozone like toner printers.

## Increases speed, efficiency

Oil-based ink is fast drying so paper doesn't curl, allowing you to move quickly to post-print processes.

### High cost efficiency

- Proprietary ink and color profile development enable high quality at low running cost
- Short printing time means reduced labor and electricity costs

## Low running cost

### High image quality

- Piezo drop-on-demand print heads
- Fast-drying oil-based ink for minimal bleeding and smearing
- New, higher black density improves visibility

## Enhanced visibility and color reproduction

### High media flexibility

- 46gsm-400gsm  
(when optional accessories attached)

## Lightweight to heavyweight paper, as well as envelopes

## Why inkjet?

Inkjet printing is more nature-friendly than laser printing, and still delivers excellent quality when printing in full color. And RISO technologies have also supported the advancement of high-volume industrial printing.

## Why oil-based pigment ink?

It offers superior fading and water resistance, as well as strong resistance to bleeding. And, as it is fast-drying, paper rarely gets dirty or rippled – even during high-speed printing – enabling smooth high-speed duplex printing and transition to post-print processes.



Oil-based pigment ink enables flat, cold, dry output.



Water-based inks are prone to deformation such as rippling and curling.

## ComColor standard – high color quality

RISO developed its own intelligent color profile to maximize color reproduction and minimize bleeding. ComColor Standard assesses the color data and paper type, and adjusts the volume of ink applied based on the paper's absorption characteristics.

# Richer and Fuller


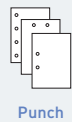
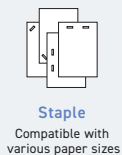
ComColor FT Series inkjet printers offer the complete package of industry-leading environmental friendliness and productivity, cost performance, and amazing functionality. And attaching the optional accessories available further enhances productivity and convenience. They're ideal high-speed, full-color printing solutions for all sizes and scales of operations, from small offices to in-plant applications. In-plant facilities are often tasked with fulfilling the needs of multiple departments and organizations, and ComColor FT Series printers, with blazing speed, gorgeous color reproduction, long duty cycles, and many sophisticated finishing options can satisfy the needs of various sizes of enterprises.

## FT Series optional accessories



### Multifunction Finisher

With its intelligent design and automatic execution, the Multifunction Finisher makes finishing processes such as stapling, punching, folding, and booklet making easier and more efficient than ever before.



when Folder Unit attached



**Z-fold**



**Z-fold mixed**



**Inward tri-fold**



**Outward tri-fold**

#### High processing speed

- Keeps pace with FT Series high printing speed

**140ppm\*** (A4LEF)

#### Low power consumption

- High productivity, high efficiency
- Only uses 230W (without Folder Unit)

**590w\*** (in combination with FT main unit)

\*When attached to the ComColor FT5430

The RISO way to enjoy nature

## Additional Sheet Feeder

- Paper is replenishable even during printing
- Easy access and loading
- Max. 4,000 sheets in combination with paper feed tray provided with FT main unit

2,000 sheets



## Face Down Finisher

- ComColor finisher exclusively for offset stacking and stapling finished prints



Staple



Offset stacking

Compact size,  
simple operation



## High-speed HS7000 Scanner

- Scan sizes up to A3
- Simultaneous duplex scanning
- Compatible with various file formats (PDF, PDF/A, TIFF, JPEG)

100ppm (A4LEF)

## Postscript RIP for higher productivity

- Compatible with transactional printing
  - Queue settings
  - Tray selection per page
  - Form overlay

Intelligent automation  
with Postscript RIP

-friendly, ultra-fast printing

## ComColor FT5430 Specifications

Ink Type	Oil-based pigment ink (Cyan, Magenta, Yellow, Black)		
Print Resolution	Standard: 300 dpi (main scanning direction) × 300 dpi (sub-scanning direction) Fine: 300 dpi (main scanning direction) × 600 dpi (sub-scanning direction)		
Continuous Print Speed	A4 Long-edge Feed	Simplex: 140 ppm	Duplex: 70 sheets/minute (140ppm)
	A3 Short-edge Feed	Simplex: 79 ppm	Duplex: 39 sheets/minute (78ppm)
Paper Size	Standard Tray	Maximum: 340 mm × 550 mm	Minimum: 90 mm × 148 mm
	Feed Tray	Maximum: 297 mm × 432 mm	Minimum: 182 mm × 182 mm
Paper Weight	Standard Tray	Simplex: 46 gsm to 210 gsm Duplex: 46 gsm to 210 gsm for A4 / 46 gsm to 104 gsm for A3, B4 (JIS)	
	Feed Tray	Simplex/Duplex: 52 gsm to 104 gsm	
Power Source	AC 100-240 V, 10.0-5.0 A, 50-60 Hz		
Power Consumption	Max. 1,000 W    Ready: 95 W or less    Sleep: 2 W or less    Stand-by: 0.4 W or less		
Dimensions (W × D × H)	In use: 1,030 mm × 735 mm × 1,115 mm With cover and tray closed: 775 mm × 710 mm × 970 mm		
Weight	Approx. 137 kg		

For more detailed specifications on the FT5430 and the FT Series, please refer to the corresponding leaflet.

## ComColor FT Series Optional Accessory Specifications

Scanner HS7000	Maximum Scanning Area		When using platen glass: 303 mm × 432 mm	When using ADF: 295 mm × 430 mm
	Copy Functions	Writing Resolution	Standard: 300 dpi × 300 dpi	Fine: 300 dpi × 600 dpi
		Copy Paper Size	Maximum: 303 mm × 432 mm	
		First Copy Time	7 sec. or less (when copying A4-LEF orientation using Color Priority Mode)	
	ADF	Scanning Speed	70 ppm or higher (Simplex/Duplex copying A4-LEF, using ADF)	
		Reproduction Size	50% to 200% (Copy mode)	
		Original Size	Maximum: 297 mm × 432 mm	Minimum: 100 mm × 148 mm
	Scan Functions	Paper Weight	52 gsm to 128 gsm	
		Original Capacity	Max. 200 sheets, Height up to 25 mm	
		Scanning Resolution	600 dpi, 400 dpi, 300 dpi, 200 dpi	
		Scanning Speed	100 ppm (A4-LEF, 300 dpi)	
		Network Interface	Ethernet 1000BASE-T, 100BASE-TX, 10BASE-T	
		Data-saving Method	Save to main unit hard drive, server, or USB flash drive, or send by e-mail	
		Data-saving Format	Monochrome: TIFF, PDF, PDF/A    Grayscale/Full Color: TIFF, JPEG, PDF, PDF/A	
	Power Source / Power Consumption		AC 100-240 V, 1.2-0.6 A, 50-60 Hz / Max. 100 W	
Dimensions (W × D × H)		640 mm × 560 mm × 255 mm		
Weight		Approx. 25 kg		
Additional 2000 Sheet Feeder FG20	Applicable Paper Size		A4-LEF, B5 (JIS)-LEF	
	Paper Weight		52 gsm to 104 gsm	
	Tray Capacity		Height up to 220 mm	
	Power Source		Power supplied from the main unit	
	Dimensions (W × D × H)		415 mm × 600 mm × 390 mm	
Weight		Approx. 29 kg		
Face Down Finisher F10	Applicable Paper Size	Without Offset	Maximum: 340 mm × 550 mm	Minimum: 90 mm × 148 mm
		Offset Output	Regular sized paper width: 182 mm × 257 mm - 297 mm × 431.8 mm	Irregular sized paper width: 131 mm × 148 mm - 305 mm × 550 mm
	Paper Weight		46 gsm to 210 gsm	
	Tray Capacity		Height up to 108 mm	
	Maximum Number of Sheets for Staples		50 sheets (85 gsm): A4, A4-LEF, B5 (JIS), B5 (JIS)-LEF    25 sheets (85 gsm): A3, B4 (JIS)	
	Paper Weight for Staples		52 gsm to 210 gsm	
	Staple Position		1 at front side (angle stapling), 1 at rear side (angle stapling), 2 at center (parallel stapling)	
	Power Source / Power Consumption		AC 100-240 V, 1.1-0.5 A, 50-60 Hz / Max. 100 W	
	Dimensions (W × D × H)		635 mm × 695 mm × 580 mm	
	Weight		Approx. 35 kg	
Multifunction Finisher FG20	Applicable Paper Size	Top Tray	Maximum: 330 mm × 488 mm (Duplex: 460 mm)	Minimum: 100 mm × 148 mm
		Stacking Tray	Maximum: 330 mm × 488 mm (Duplex: 460 mm)	Minimum: 148 mm × 148 mm
		Stapling	Maximum: 297 mm × 432 mm	Minimum: 182 mm × 148 mm
		Booklet Tray	Maximum: 330 mm × 460 mm	Minimum: 182 mm × 257 mm
	Paper Weight	Top Tray / Stacking Tray	52 gsm to 210 gsm	
		Booklet Tray	60 gsm to 90 gsm    Cover pages: 90 gsm to 210 gsm	
	Stapling	Maximum Number of Staples	100 sheets (85 gsm)	
		Staple Position	1 at front side (angle stapling, parallel stapling), 1 at rear side (angle stapling, parallel stapling), 2 at center (parallel stapling)	
	Punching	Number of Punches	2 holes, 4 holes	
		Paper Size	2 holes: A3, B4 (JIS), A4-LEF, A4, B5 (JIS)-LEF    4 holes: A3, A4-LEF	
	Creating a Booklet	Paper Weight	52 gsm to 210 gsm	
		Maximum Number of Sheets	Center margin: 20 sheets (85 gsm) 80 pages	2-fold: 5 sheets (85 gsm) 20 pages
Power Source		AC 100-240 V, 50-60 Hz, 2.3-1.1 A (3.0-1.5 A with Folder Unit)		
Power Consumption		Max. 230 W (300 W with Folder Unit)		
Dimensions (W × D × H)		1,205 mm (1,440 mm with Folder Unit [235 mm]) × 735 mm × 1,215 mm		
Weight		Approx. 146 kg (198 kg with Folder Unit [52 kg])		
ComColorExpress RS1200C	Page Description Language	PostScript® Level 3 (CPSI: 3019), PDF (1.7), PCL 5c, PCL 6 (PCL XL), TIFF (6.0), PPML (2.1)		
	Applicable Protocol	TCP/IP, HTTP, HTTPS (TLS), DHCP, FTP, SMBv3, NetBIOS, LPR, IPP, Port 9100 (RAW port), IPv4, IPv6, IPsec (IKEv1)		
PS Kit FG10	Installed Fonts	PS: 139 fonts (Type 1: 120, TrueType: 19)    PCL: 80 fonts		
	Page Description Language	PostScript Level 3 (CPSI: 3019), PDF (1.7), PCL 5c, PCL 6 (PCL XL), TIFF (6.0)		
RISO Auto-Control Stacking Tray II	Applicable Protocol	TCP/IP, HTTP, HTTPS (TLS), DHCP, FTP, LPR, IPP, SNMP (SNMPv1), Port 9100 (RAW port), IPv4, IPv6, IPsec (IKEv1)		
	Installed Fonts	PS: 136 Roman fonts and 2 Japanese fonts    PCL: 88 Roman fonts		
Wide Stacking Tray	Paper Size	Maximum: 320 mm × 432 mm	Minimum: 90 mm × 148 mm	
	Tray Capacity	1,000 sheets (85 gsm)		
Envelope Feed Kit	Paper Size	Maximum: 340 mm × 550 mm	Minimum: 90 mm × 148 mm	
	Tray Capacity	1,000 sheets (85 gsm)		
Card Feed Kit	Paper Size	Maximum: 270 mm × 382 mm	Minimum: 90 mm × 148 mm	
	Paper Weight	50 gsm to 120 gsm		
Card Feed Kit	Paper Size	Maximum: 160 mm × 218 mm	Minimum: 100 mm × 148 mm	
	Paper Weight	100 gsm to 400 gsm		

Specifications are subject to change without notice.



## ComColor FT Ink Cartridges

Colors: Black, Cyan, Magenta, Yellow

® RISO, ComColor, and FORCEJET are trademarks or registered trademarks of RISO KAGAKU CORPORATION. Adobe and PostScript are either registered trademarks or trademarks of Adobe Systems Incorporated in the United States and/or other countries. Other corporate names and/or trademarks are either registered trademarks or trademarks of each company, respectively.



**RISO, Inc.**  
10 State Street, Ste. 201 Woburn, MA 01801  
<http://us.riso.com>